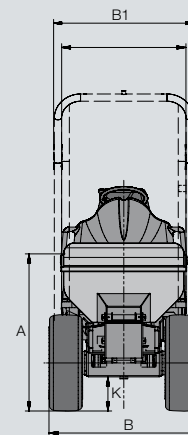
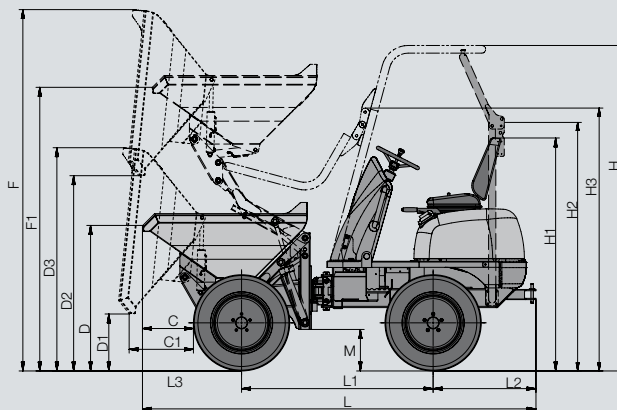


Wacker Neuson Fourwheel drive dumper

Technical Data

1001









1001 narrow Version



DIMENSION	1001	1001 (narrow Version)
A	1230 mm	1230 mm
B	1180 mm	990 mm
B1	1130 mm	990 mm
C	385 mm	385 mm
C1	510 mm	510 mm
D	1160 mm	1160 mm
D1 / D2 / D3	465 / 1560 / 1770 mm	465 / 1140 / 1770 mm
F	2860 mm	2440 mm
F1	2250 mm	1830 mm
H	2580 mm	2580 mm
H1 / H2 / H3	1850 / 1960 / 2080 mm	1850 / 1980 / 2080 mm
K	270 mm	270 mm
L	3080 mm	3080 mm
L1 / L2 / L3	1500 / 810 / 770 mm	1500 / 810 / 770 mm
M	327 mm	327 mm



**WACKER
NEUSON**

	1001 (Swivel)	1001 (narrow Version)
 CAPACITY		
Max. safe load	1000 kg	850 kg
Unladen weight	1215 kg	1150 kg
Skip struck	415 l	415 l
Skip heaped	525 l	525 l
Skip water level	275 l	275 l
 ENGINE		
Make	YANMAR 3TNV76	YANMAR 4TNV76
Typ	3-cyl, watercooled	3-cyl, watercooled
Output (Iso 3046/1)	17 kW (23,1 HP)	17 kW (23,1 HP)
Displacement	1116 cm ³	1116 cm ³
Revolution	3000 min ⁻¹	3000 min ⁻¹
Emission	ac. 97/68/EG, 3A	ac. 97/68/EG, 3A
 DRIVE CHARACTERISTICS		
Speed	0–14 km/h	0–14 km/h
Steering angle	+/- 33°	+/- 33°
Oscillation	+/- 15°	+/- 15°
Turning radius outside	3200 mm	3200 mm
Gradeability	45 %	45 %
 TRANSMISSION		
Final Drive	hydr. automotive, TWIN-LOCK permanent 4 wheel drive, electro-hydraulic direct control	
Steering	hydrostatic center-pivot steering (load Sensing)	
Tyres	10.00/75x15,3; Traction profile	6.00/16; Traction profile
Working brake	via foot pedal and wet multidisc in front axle	
Parking brake	wet multidisc brake operated by lever in front axle	
 HYDRAULIC SYSTEM		
Drive pump	axial piston pump	axial piston pump
flowrate	84 l/min	84 l/min
oper. pressure	360 bar	360 bar
Working pump	gear pump	gear pump
flowrate	25 l/min	25 l/min
oper. pressure	170 bar	170 bar
 TANK CAPACITY		
Diesel	15 l	15 l
Hydraulic	20 l	20 l
 ELECTRIC		
Voltage	12 V	12 V
Battery	45 Ah	45 Ah
Alternator	40 A	40 A
Starter	1,1 kW	1,1 kW
 NOISE EMISSION		
Noise Level LWA (acc. 2000/14/EC)	101 dB(A)	101 dB(A)

OPTIONAL EQUIPMENT

1001

- Flashing Beacon
- Reversing Alarm
- Spare Wheel
- Biodegradeable hydraulic oil
- Awning for control stand and seat
- Road lighting kit
- Rear view mirror
- Turf tyres
- Trailer socket
- Homologation kit
- Narrow tyres (990 mm)
- Special paint 1 no RAL (for parts in yellow only)
- Special paint 1 RAL (for parts in yellow only)

OPTIONAL EQUIPMENT

1001

- Security 24 (1500h)
- Security 24 (2000h)
- Datatag