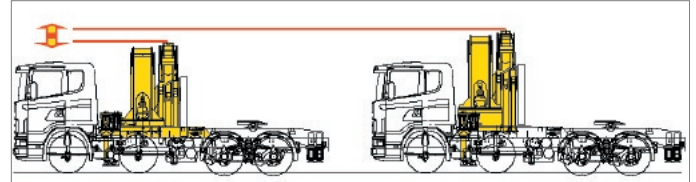


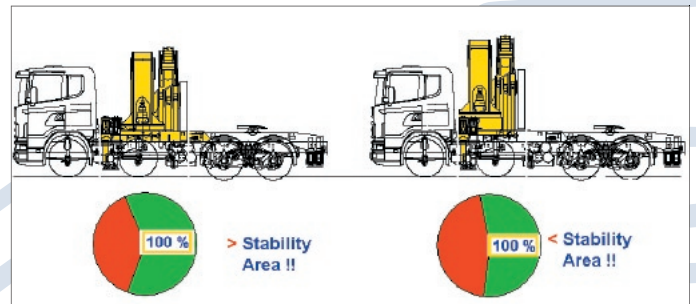
AVANT-TECH

Integral subframe


The reduced height allows to install the crane even on all terrain vehicles, (normally higher from ground) or, for mountings on trucks, to drive with the boom laid down on the deck (empty vehicle) still remaining.



Moving the outriggers beam from “below” to “ahead of” the turret grants a wider stability area (frontwards) and an optimal distribution of the weights on the front tandem, well within the max. height allowed by traffic codes.



The total weight is reduced thanks to the direct mounting of the crane slewing ring, that replaces the corresponding section of subframe.



850	860	950	1050	1250	1550J-P	1750	2100	2200									
●	●	●	●	●	●	●	●	●									

● Standard ● Optional



EFFER Holding S.p.A.
Via C. Bonazzi, 12/14 - 40013 Castel Maggiore (BO) Italy
tel. +39 051 4181211 - fax +39 051 701492
www.effer.it - e-mail: truckcranes@effer.it

DE00015GB_1-040505